



SEL-SSP Selector Switch Panel



The SEL-SSP Selector Switch allows local or remote switching between setting groups for the SEL-121B/221B, SEL-151/251, SEL-151C/251C, and all of the SEL-300 series relays. The SEL-SSP selects optically isolated inputs on the relay rear panel to choose setting groups, or (in REMOTE switch position) enables remote setting using separate communications equipment.

The SEL-SSP is designed for horizontal mounting in a 19 inch rack, occupying the same space as an SEL-100 series relay. Wiring diagrams for these switches are available on request.

There are five versions of the SEL-SSP Selector Switch available:

- **SEL-SSP012.** This is the basic selector switch. It uses Electroschwitch P/N 25302A. Use the SEL-SSP012 with the SEL-100 series relays. It has a LOCAL PORT connector that connects to the relay rear port using a 3.0 feet (0.9 meter) cable unless another length is specified (see note below). Mounting lugs are #10 to match the relay lugs. Weight, including cable, is 2.5 lbs (1.1 kg).
- **SEL-SSP014.** This selector switch is the same as SEL-SSP012 except it uses Electroschwitch P/N 25904MB (9504). The OFF position is wired to disconnect the alarm contact and the input power to the relay. Weight, including cable, is 3.0 lbs (1.3 kg).
- **SEL-SSP022.** This selector switch uses Electroschwitch P/N 25302A. Use this switch with the SEL-221B Relay. The SEL-SSP022 has no port connector and uses #6 lugs to match the SEL-200 series relay lugs. Weight is 2.5 lbs (1.1 kg). The selector switch has a blue overlay to match the SEL-200 series relay front panel.
- **SEL-SSP024.** This selector switch is the same as the SEL-SSP014, but is designed for use with the SEL-221B Relay. It has no port connector, uses #6 lugs, and has a blue overlay to match the SEL-200 series front panel. Weight is 3.0 lbs (1.3 kg).
- **SEL-SSP042.** This selector switch uses Electroschwitch P/N 25302A. Use this switch with the SEL-251 Relay, SEL-251C Relay, and the SEL-300 series relays. The SEL-SSP042 has no port connector and uses #6 lugs to match the SEL-200 series and SEL-300 series relay lugs. Weight is 2.5 lbs (1.1 kg). The selector switch has a blue overlay to match the front panels of the SEL-200 and SEL-300 series relays.

When ordering these selector switches, use the complete device number. Specify the LOCAL PORT connector cable length if other than 3.0 feet (0.9 meter).

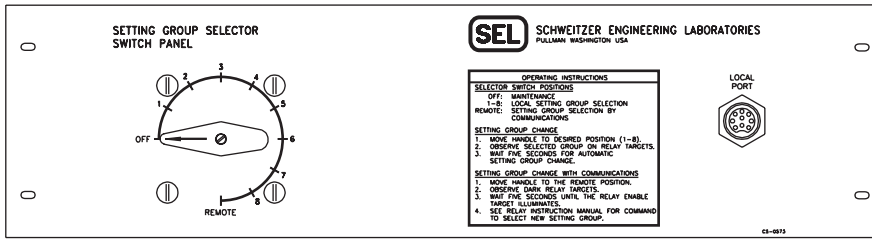


Figure 1 SEL-SSP Selector Switch SSP012, SSP014

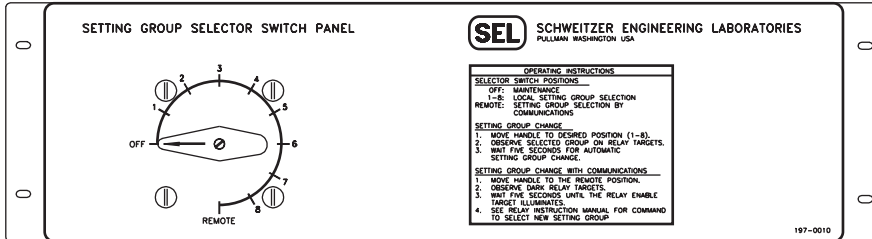


Figure 2 SEL-SSP Selector Switch SSP022, SSP024




Figure 3 SEL-SSP Selector Switch SSP042

© 1993-2008 by Schweitzer Engineering Laboratories, Inc. All rights reserved.

All brand or product names appearing in this document are the trademark or registered trademark of their respective holders. No SEL trademarks may be used without written permission. SEL products appearing in this document may be covered by US and Foreign patents.

Schweitzer Engineering Laboratories, Inc. reserves all rights and benefits afforded under federal and international copyright and patent laws in its products, including without limitation software, firmware, and documentation.

The information in this document is provided for informational use only and is subject to change without notice. Schweitzer Engineering Laboratories, Inc. has approved only the English language document.

This product is covered by the standard SEL 10-year warranty. For warranty details, visit www.selinc.com or contact your customer service representative.

SCHWEITZER ENGINEERING LABORATORIES

2350 NE Hopkins Court • Pullman, WA 99163-5603 USA
 Phone: +1.509.332.1890 • Fax: +1.509.332.7990
 Internet: www.selinc.com • E-mail: info@selinc.com

